



BUILDING AND CODES
P: 315-376-5377 | F: 315-377-3137

7660 North State Street
Lowville, NY 13367
lewiscounty.org

PORCH / DECK PERMIT APPLICATION

Dear Applicant:

Attached is a Lewis County Building Permit Application and Fee Schedule. This application is for use only in communities where the County of Lewis is responsible for enforcement of the Building Codes of New York State. The permit applied for with this form applies only to the Building Codes of New York State and has no bearing on the other local, State, or Federal regulations, such as zoning or floodplain ordinance, etc.

The permit fee must be submitted to the Lewis County Building & Codes Office with the completed application. Please make all checks payable to the Lewis County Clerk and mail to the Lewis County Building & Codes Department, 7660 North State Street, Lowville, New York 13367.

The approved permit and all correspondence will be mailed to the owner at the address indicated on the application.

It is the responsibility of the owner to see that the Lewis County Code Enforcement Officer is notified when the project will be ready for the next inspection.

If you have any questions, please contact the Lewis County Building & Codes Office at (315) 376-5377.

Sincerely,

A handwritten signature in black ink that reads "Ward Dailey". The signature is written in a cursive, slightly slanted style.

Ward Dailey
Senior Code Enforcement Officer

Attachment

LEWIS COUNTY BUILDING & CODES DEPARTMENT
LEWIS COUNTY COURT HOUSE
7660 N. STATE ST.
LOWVILLE, NEW YORK 13367
Phone: (315) 376-5377 Fax: (315) 377-3137

Permit Number _____

Porch/Deck Application

Date _____

Census Code _____

Tax Map # _____

Construction Start Up Date _____ Application Fee \$ _____

Property Owner's Name _____ Phone _____

Mailing address _____

Contractor Name _____ Phone _____

Mailing address _____

Project Address (911 address) _____ Town _____

Description of Project _____

Total Square Footage of New Building/Structure _____

Total Square Footage of Addition to Existing Building _____

Is the project site in a Flood Zone (Yes or No) **Value of Work (materials & labor) - \$** _____

To apply for a Building Permit, you MUST provide this Application filled out, a check payable to the Lewis County Clerk for the application fee, One (1) copy of a Plot Plan, Two (2) copies of a Building Plan, or Floor Plan, and an approved Zoning / Land Use Permit where required by your town.

Residential Fee Schedule

If the total square foot of your structure falls within a bracket, that bracket shall be used to determine the total fee. **Note:** Only non-habitable single story structures with a 6' separation (up to 144 sq. ft.) will require no fee. Any of greater dimension, the entire footage is utilized for calculating fee.

**For Brackets A-D
\$35.00 base -
Plus Bracket**

One or two family dwellings, camps, additions, decks, mobile & modular homes and residential garages and residential storage buildings.

Bracket (A) from 145 to 2000 sq. ft. = 15¢ per sq. ft.

Bracket (B) from 2001 to 3500 sq. ft. = 15¢ per sq. ft.

Bracket (C) from 3501 to 4500 sq. ft. = 20¢ per sq. ft.

Bracket (D) over 4500 sq. ft. = 30¢ per sq. ft.

Bracket (E) **ATTACHED** residential garages, residential additions, storage buildings, decks, and porches up to 144 sq. ft. \$25.00

Residential Deck / Porch Permit Application

Deck dimension _____ x _____ Height above grade _____

Type of Foundation: Circle (1) Pressure Treated **6x6**, Sonotubes, Deck Blocks, Concrete Block (cmu)

Number of Footings _____ Spaced _____ on Center Soil Type (circle (1) Sand, Gravel, clay, Loam, bed rock

Depth below Grade _____ Size of footer _____

Ledger dimension- _____ x _____ Ledger attaches to: _____

Fasteners dimension _____ Spaced _____ inches on center

Tension device Manufacture _____ Type of Flashing _____

Joist Dimension _____ x _____ Joist Span _____ Joist Spaced _____ on center

Joist Hangers Yes No Cantilevered. Yes No Span of Cantilever _____

Decking _____ Height of Guard _____ Intermediate guard spacing _____

Stair System Yes No Number of Risers _____ Riser Height _____ Tread Depth _____

Post Dimension _____ x _____ Post Spacing _____ Lateral Bracing _____

Beam construction LVL _____ Dimensional _____

Beam Dimension _____ x _____ Beam Span _____ Type of Post to beam connection _____

Roof system Yes No Type of Roof: Shed _____ Gable _____ Hip _____ Gambrel _____ Other _____

Ground Snow Load _____ Lbs Roof Pitch _____

Roof Framing: Rafter Dimension _____ X _____ Span _____ Spacing _____

Truss _____ or engineered product _____ (provide manufactures documents)

• **CONSULT WITH THE CODE ENFORCEMENT OFFICER FOR THE FOLLOWING INFORMATION**

- ✓ For footer dimensions based on the bearing capacity of the soil
- ✓ beam sizing
- ✓ joist sizing and span
- ✓ Rafter sizing and span
- ✓ **SECTION R507**
- ✓ **EXTERIOR DECKS**

Residential Deck / Porch Permit Application

Applicant acknowledges and understands that Wood-framed decks shall be in accordance with the Residential Code or by Engineers design for those decks using materials and construction techniques or which exhibit conditions not prescribed within the Residential Code.

Print Name _____

Sign Name _____

Without benefit of an Engineer's / Architects design, the applicant acknowledges that all Wood materials for **deck** construction shall be No. 2 grade or better lumber for decks is to be **pressure preservative-treated**, or be of an approved Naturally Durable and Decay Resistant lumber, and where required termite protected

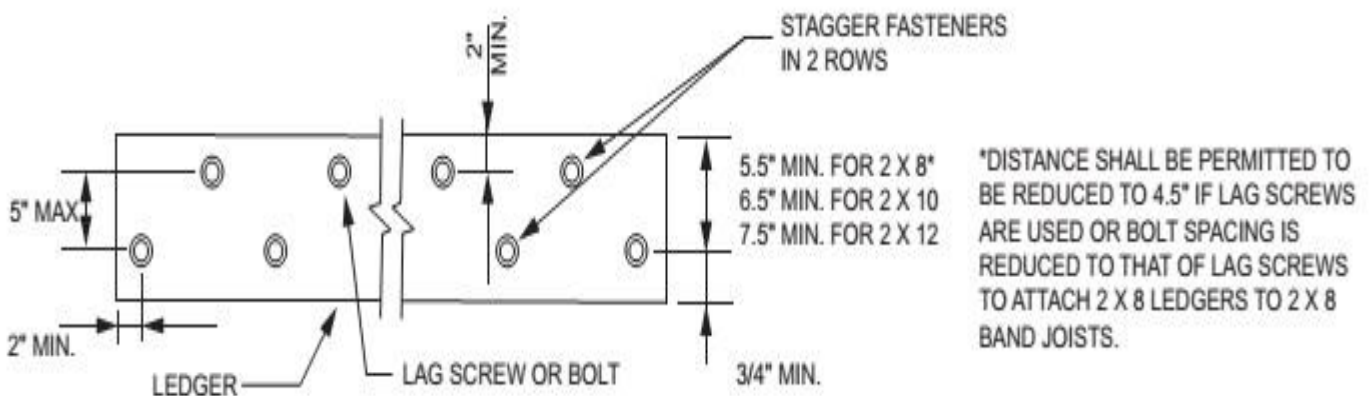
Further, All wood used in deck construction that supports permanent structures intended for human occupancy that is:

- In contact with the ground,
- Embedded in concrete
- Or in direct contact with concrete
- Or is exposed to the weather elements

Shall be approved pressure-preservative-treated wood suitable for ground contact use; all pressure preservative-treated wood products in contact with the ground shall be labeled for such usage.

Naturally Durable / Decay Resistant wood is defined as The **heartwood** of the following species with the exception that an occasional piece with corner sapwood is permitted if 90 percent or more of the width of each side on which it occurs is heartwood.

Only the following species of wood is recognized within the Residential Code as being Naturally Durable and Decay Resistant: **Redwood, Cedar, Black Locust, and Black Walnut.**



**FIGURE R507.2.1 (1)
PLACEMENT OF LAG SCREWS AND BOLTS IN LEDGERS**

NOTE:
THIS DETAIL IS APPLICABLE
WHERE FLOOR JOISTS ARE
PARALLEL TO DECK JOISTS.

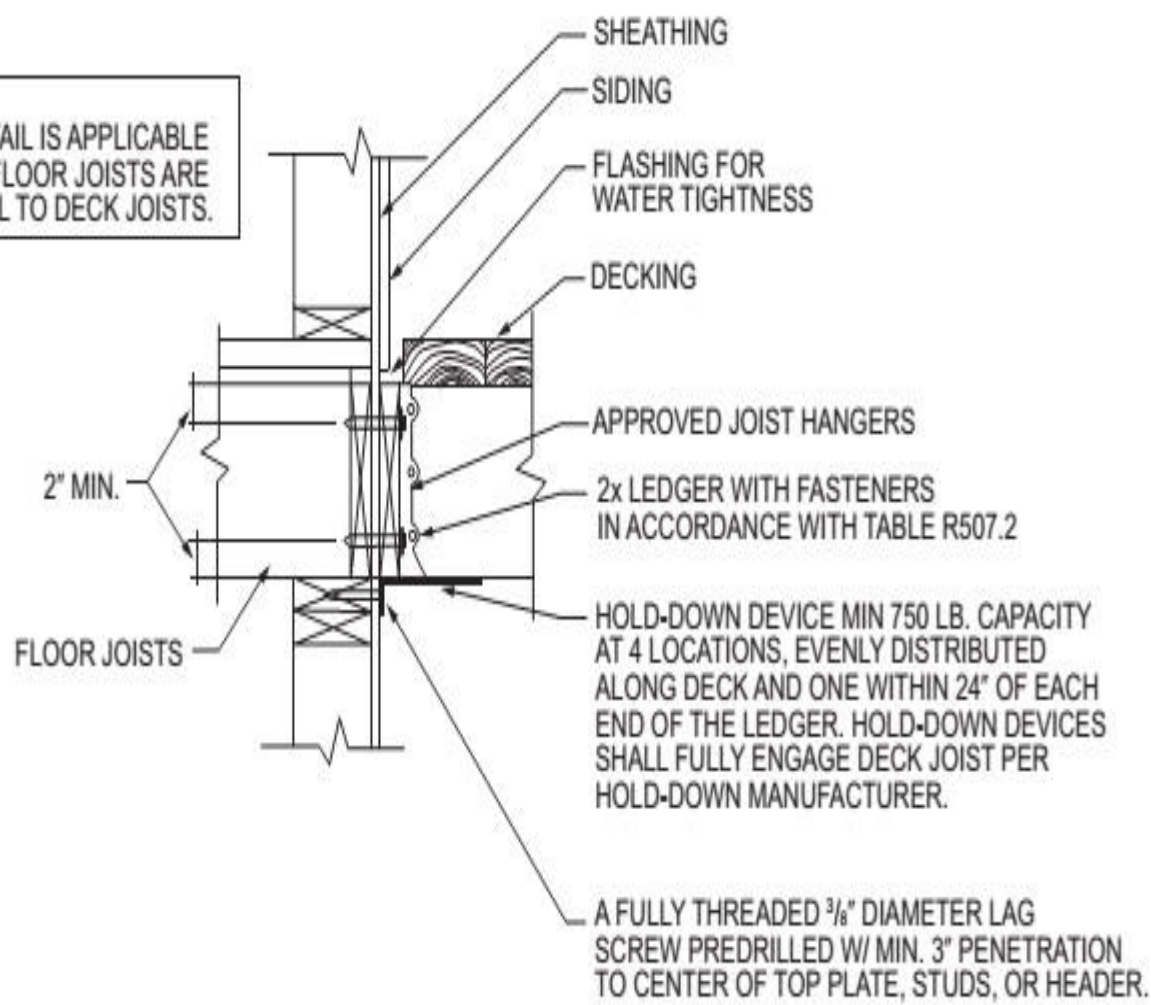
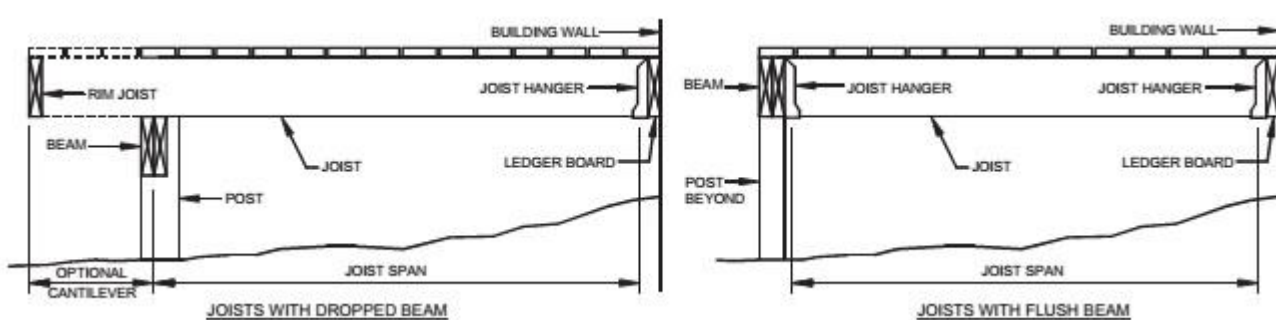


FIGURE R507.2.3(2)
DECK ATTACHMENT FOR LATERAL LOADS

R507.2.4 Deck lateral load connection.

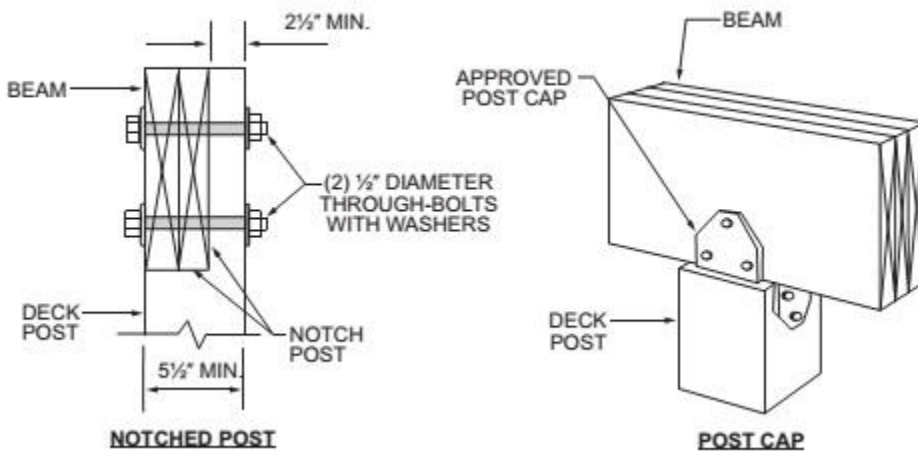
The lateral load connection required by Section [R507.1](#) shall be permitted to be in accordance with Figure [R507.2.3\(1\)](#) or [R507.2.3\(2\)](#). Where the lateral load connection is provided in accordance with Figure [R507.2.3\(1\)](#), hold-down tension devices shall be installed in not less than two locations per deck, within 24 inches of each end of the deck. Each device shall have an allowable stress design capacity of not less than 1,500 pounds (6672 N). Where the lateral load connections are provided in accordance with Figure [R507.2.3\(2\)](#), the hold-down tension devices shall be installed in not less than four locations per deck, and each device shall have an allowable stress design capacity of not less than 750 pounds (3336 N).



**FIGURE R507.5
TYPICAL DECK JOIST SPANS**

R507.5.1 Lateral restraint at supports.

Joist ends and bearing locations shall be provided with lateral restraint to prevent rotation. Where lateral restraint is provided by joist hangers or blocking between joists, their depth shall equal not less than 60 percent of the joist depth. Where lateral restraint is provided by rim joists, they shall be secured to the end of each joist with not less than (3) 10d (3-inch × 0.128-inch) nails or (3) No. 10 × 3-inch (76 mm) long wood screws.



**FIGURE R507.7.1
DECK BEAM TO DECK POST**

Affidavit of Exemption to Show Specific Proof of Workers' Compensation Insurance
Coverage for a 1, 2, 3, or 4 Family, Owner-occupied Residence.

****This form cannot be used to waive the workers' compensation rights or obligation of any party.****

Under penalty of perjury, I certify that I am the owner of the 1, 2, 3, or 4 family, **owner-occupied** residence (including condominiums) listed on that building permit that I am applying for, and I am not required to show specific proof of workers' compensation insurance coverage for such residence because (please check the appropriate box):

- I am performing all the work for which the building permit was issued.
- I am not hiring, paying, or compensating in any way for the individual(s) that is(are) performing all the work for which the building permit was issued or helping me perform such work.
- I have a homeowners' insurance policy that is currently in effect and covers the property listed on the attached building permit AND am hiring or paying individuals a total of less than forty (40) hours per week (aggregate hours for all paid individuals on the jobsite) for which the building permit was issued.

I also agree to either:

- acquire appropriate workers' compensation coverage and provide appropriate proof of that coverage on forms approved by the Chair of the NYS Workers' Compensation Board to the government entity issuing the building permit if I need to hire or pay individuals a total of forty (40) hours or more per week (aggregate hours for all paid individuals on the jobsite) for work indicated on the building permit, or if appropriate, file a WC/Db-100 exemption form; OR
- have the general contractor, performing the work on the 1, 2, 3, or 4 family, **owner-occupied** residence (including condominiums) listed on the building permit that I am applying for, provide appropriate proof of workers' compensation coverage or proof of exemption from that coverage on forms approved by the Chair of the NYS Workers' Compensation Board to the government entity issuing the building permit if the project takes a total of forty (40) hours or more per week (aggregate hours for all paid individuals on the jobsite) for work indicated on the building permit.

(Signature of Homeowner)

(Date Signed)

(Homeowner's Name Printed)

Home Telephone Number: _____

Property Address that requires the building permit:

Sworn to before me this _____ day of _____, _____.
_____ (County Clerk of Notary Public)

Once notarized, this Form BP-1 serves as an exemption for both workers' compensation and disability benefits insurance coverage.

**STATEMENT OF ENVIRONMENTAL CONCERN
(HOMEOWNER)**

This Statement confirms that I have read and been made aware that the **New York State Department of Environmental Conservation** requires a State Pollution Discharge Elimination System Permit (S.P.D.E.S.) for disturbance of property greater than one (1) acre; this is to include the driveways, location of house and all outbuildings and pools.

For more information, you are strongly urged to contact the D.E.C Bureau of Water Permits at (518) 402-8111 or online at www.dec.ny.gov

State imposed fines for a violation of this law can be a substantial \$37,500 per day. If in doubt, call New York State Department of Environmental Conservation.

Signature of Homeowner

Date Signed

Homeowners Name Printed

THIS PERMIT COVERS ONLY THE WORK DESCRIBED IN THIS APPLICATION.

I HEREBY CERTIFY THAT I HAVE READ AND EXAMINED THIS APPLICATION AND KNOW THE SAME TO BE TRUE AND CORRECT. ALL PROVISIONS OF LAWS AND ORDINANCES GOVERNING THIS TYPE OF WORK WILL BE COMPLIED WITH WHETHER SPECIFIED HEREIN OR NOT. THE GRANTING OF A PERMIT DOES NOT PRESUME TO GIVE AUTHORITY TO VIOLATE OR CANCEL THE PROVISIONS OF ANY OTHER STATE OR LOCAL LAW REGULATING CONSTRUCTION OR THE PERFORMANCE OF CONSTRUCTION.

Signature of Applicant or Authorized Agent _____ Date _____

FOR ENFORCEMENT OFFICERS USE ONLY

Approved Zoning Permit Required – YES / NO / NA Type Of Construction _____

I, the undersigned, Code Enforcement Officer of the County of Lewis, hereby (approve) (deny) the within application for a building permit.

Date _____ Code Enforcement Officer _____

Use the space below or attach a separate sheet to show the location of the proposed building(s) in relation to all roads public or private, distance proposed building is from all bodies of water, the location of all wells and septic systems, existing and proposed, the distance between buildings and give the road name as well as the names of all adjacent landowners. Also show the lot width and depth, and show the distance of proposed building(s) to all property lines.

NOTE: GIVE THE DISTANCE OF ALL WELL AND SEPTIC SYSTEMS ON NEIGHBORING PROPERTIES TO YOUR PROPOSED WELL/SEPTIC IF CLOSER THAN 150FT.

PLOT DIAGRAM

